

## CUPS WITH SUPPORT

These traditional cup-shaped vacuum cups are suited for gripping and handling small objects with flat, slightly concave or convex surfaces.

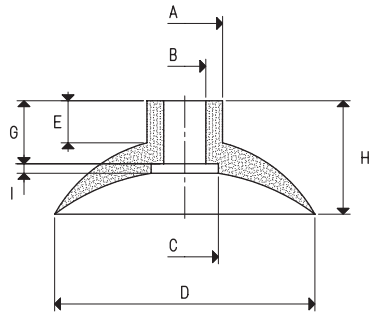
This series of widely used cups have diameters of 85 mm and are normally available in standard compounds: natural para rubber N, oil-resistant rubber A and silicon S.

They can be cold-assembled with no adhesive onto an anodised aluminium support.

The support has been specially shaped to perfectly fit with the cup and it is equipped with a male threaded pin to optimise the fastening to the machine. Moreover, those with 1/4" thread have an M8 threaded hole, to allow the possible insertion of a calibrated grub screw (see page 1.118) to reduce the amount of sucked air.

These cups are extremely easy to replace; for the spare part, in fact, all you have to do is request the cup indicated in the table in the desired compound.

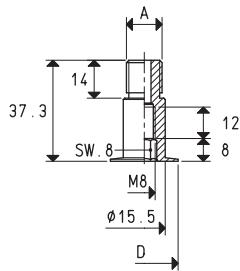
Cups in special compounds indicated at page 21 and supports in different materials can be provided upon request in minimum quantities to be defined in the order.



CUPS

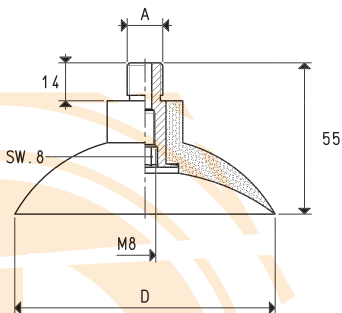
Art.	Force Kg	A Ø	B Ø	C Ø	D Ø	E	G	H	I
01 85 10 *	14.18	25	15	25	85	16	23	41	4.0

\* Complete the code indicating the compound: A= oil-resistant rubber; N= natural para rubber; S= silicon



SUPPORTS

Art.	A Ø	D Ø	Support material	Cup art.	Weight g
00 08 28	G1/4"	25	aluminium	01 85 10	13.4
00 08 136	G1/8"	25	aluminium	01 85 10	9.2
00 08 91	M10x1,25	25	brass	01 85 10	



CUPS WITH SUPPORT

Art.	Force Kg	A Ø	D Ø	Cup Art.	Support Art.	Weight g
08 85 10 *	14.18	G1/4"	85	01 85 10	00 08 28	49.3
08 85 12 *	14.18	G1/8"	85	01 85 10	00 08 136	45.1

\* Complete the code indicating the compound: A= oil-resistant rubber; N= natural para rubber; S= silicon

## CUPS WITH SUPPORT

1

These traditional cup-shaped vacuum cups are suited for gripping and handling small objects with flat, slightly concave or convex surfaces.

This series of widely used cups have diameters of 85 mm and are normally available in standard compounds: natural para rubber N, oil-resistant rubber A and silicon S.

They can be cold-assembled with no adhesive onto an anodised aluminium support.

The support has been specially shaped to perfectly fit with the cup and it is equipped with a female threaded pin to optimise the fastening to the machine.

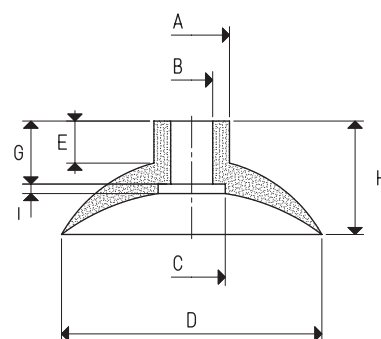
These cups are extremely easy to replace; for the spare part, in fact, all you have to do is request the cup indicated in the table in the desired compound.

Cups in special compounds indicated at page 21 and supports in different materials can be provided upon request in minimum quantities to be defined in the order.

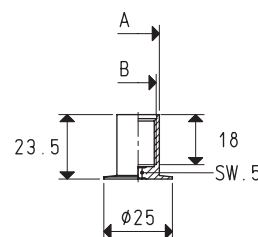


CUPS									
Art.	Force Kg	A ∅	B ∅	C ∅	D ∅	E	G	H	I
01 85 10 *	14.18	25	15	25	85	16	23	41	4.0

\* Complete the code indicating the compound: A= oil-resistant rubber; N= natural para rubber; S= silicon

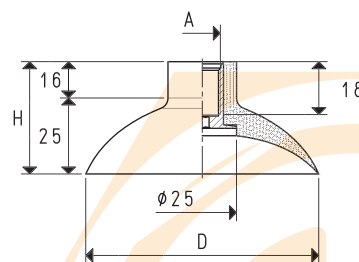


SUPPORTS					
Art.	A ∅	B ∅	Support material	Cup art.	Weight g
00 08 29	15.5	M12	aluminium	01 85 10	6.6
00 08 46	15.5	G1/4"	aluminium	01 85 10	6.5



CUPS WITH SUPPORT							
Art.	Force Kg	A ∅	D ∅	H	Cup Art.	Support Art.	Weight g
08 85 25 *	14.18	G1/4"	85	41	01 85 10	00 08 46	42.4
08 85 26 *	14.18	M12	85	41	01 85 10	00 08 29	42.5

\* Complete the code indicating the compound: A= oil-resistant rubber; N= natural para rubber; S= silicon



3D drawings available at [www.vuototecnica.net](http://www.vuototecnica.net)